

Xpert[®] Xpress Strep A Cartridge Preparation

- Xpert Xpress Strep A

Refer to the package insert for detailed instructions, precautions, and warnings.

For a copy of the SDS, visit www.cepheid.com or www.cepheidinternational.com

Cepheid Technical Support
US office
(888) 838-3222, Option 2
techsupport@cepheid.com

European office
+33 563 825 319
support@cepheideurope.com



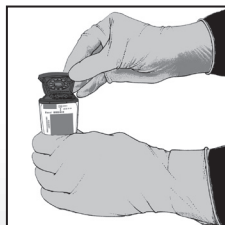
- 1 Take one cartridge and a 300 μ L transfer pipette (provided).



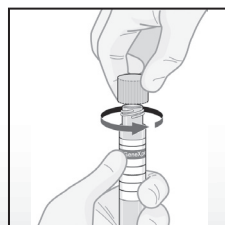
- 2 Vigorously shake the transport tube for 5 seconds.



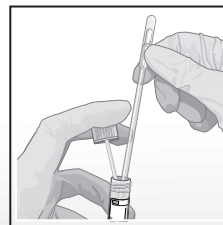
- 3 Open the cartridge lid.



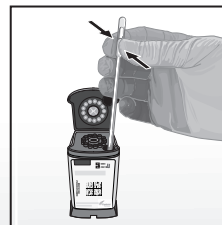
- 4 Unscrew the cap (do not remove the cap).



- 5 Lift the cap with the attached swab, if applicable. Aspirate 300 μ L of the sample (one draw).



- 6 Empty the pipette into the sample chamber of the cartridge.



- 7 Close the cartridge lid.

